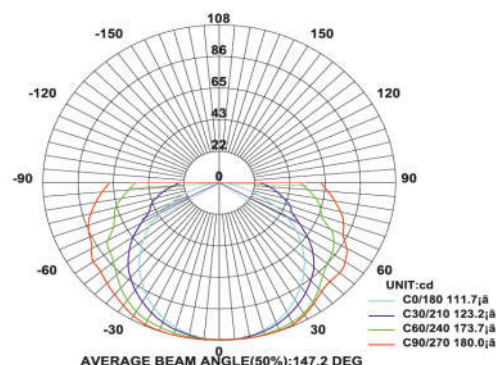



Tube Lights




Model: iLED 40/48 TL T8 33006

PRODUCT DESCRIPTION

The tube light luminaire is made of aluminium and depending on the size it is available in 40 W and 48 W. Universal power supply/drivers with input range of 90 V to 270 V AC 50/60 Hz and PF >0.96. It is ideal for hotel, showroom, home, office, theatres, auditorium, etc.

Different fixture colours available on request.

SPECIFICATION

Material	: Aluminum housing with PCB with polycarbonate Milky cover
Power	: 40/48 W
Voltage	: 90 – 270 V AC 50/60 Hz
Power Factor	: >0.96
LED colors	: White 6000-6400 K Neutral White 4000-4500 K Warm White 2700-3000 K
Lumen Flux	: 120-140 lm/W (lumen efficacy: 160 -180 lm)
Dimension	: L-2360 X W-30 X H-35 mm
Driver	: Internal
Operating Temp	: -40°C ~ + 70°C
CRI	: 85
IP Rating	: IP 20
Led used	: CREE 
Dimmable Interface	: CASAMBI , Colour tunable (2700 K – 6000 K), DALI, Edge pulse/0/1-10 V dimming control (optional)

ORDERING INFORMATION

iLED	40/48	TL	33006	W	WW	NW
Brand Name	Rated Power	Tube Light	Model No.	White	Warm White	Neutral White