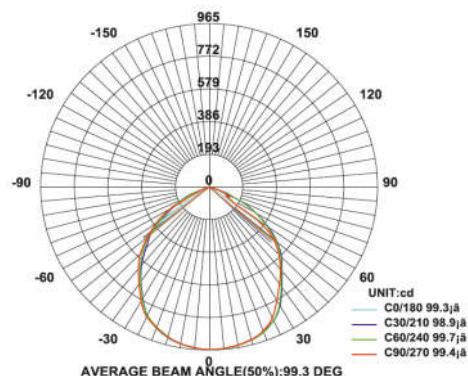
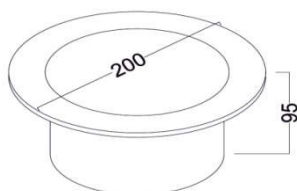


Burials & Pathway Lights



Model: iLED 20/24 UG 670011, iLED 30/40 UG 670012


PRODUCT DESCRIPTION

The outdoor burial mount luminaire is made of die cast aluminium with stainless steel top and available in the range of 20 W to 40 W. DC/Universal power supply/drivers with input range of 90 V to 270 V AC 50/60 Hz and PF >0.96. It is ideal for sign, facade area, accent and general lighting area etc. *Different fixture colours available on request.*

SPECIFICATION

Material	: Stainless steel top with ventilated powder coated die cast aluminum with tempered glass & reflector
Mounting	: Outdoor burial mount
Power	: 20/24 W, 30/40 W
Voltage	: 12 / 24 V AC/DC, 230V AC
Power Factor	: >0.96
LED colors	: White 6000-6400 K Neutral White 4000-4500 K Warm White 2700-3000 K
Lumen Flux	: 120-140 lm/W (lumen efficacy: 160 -180 lm)
Dimension	: D-200 X H-95 mm, D-220 X H-95 mm
Cut-out Dimension	: D- 185 X H-92 mm, D- 205 X H- 92 mm
Driver	: Internal
Operating Temp	: -40°C ~ + 70°C
CRI	: 85
IP Rating	: IP 67
Led used	: CREE
Dimmable Interface	: CASAMBI , Colour tunable (2700 K – 6000 K), DALI, Edge pulse/0/1-10 V dimming control (optional)

BEAM ANGLE



ORDERING INFORMATION

iLED	20/24	UG	670011	W	WW	NW
Brand name	Rated Power	Under Ground	Model No.	White	Warm White	Neutral White

The technical specifications may vary due to continuous improvement without prior notice.

*Logos of products and companies are used for reference

www.iled.in

iLED Lighting Systems Pvt Ltd
Chennai, Tamil Nadu, India 600096