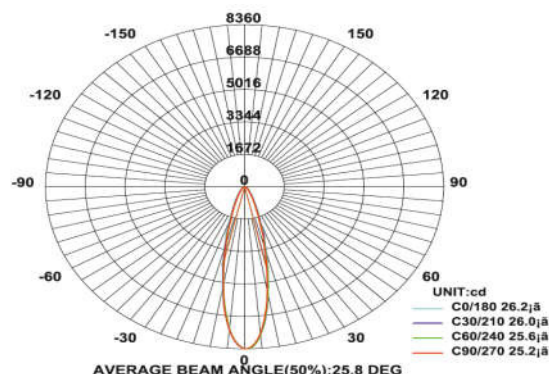
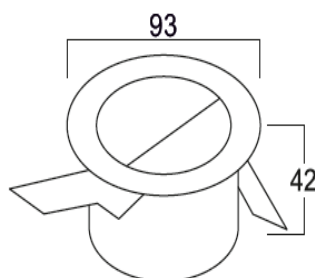


## Wall Washer




**Model:** iLED 12 WW RM 330012 WW (INDOOR)

### PRODUCT DESCRIPTION

The wall washer luminaire is made of aluminium with PMMA lens and it is available in 30 W. Universal power supply/drivers with input range of 90 V to 270 V AC 50/60 Hz and PF >0.96. It is ideal for Decorative Lightings, Wash Walls of Buildings, Clubs, Hotels, Stages etc. Different fixture colours available on request.

### SPECIFICATION

Material	: Aluminum Housing with PMMA lens
Mounting	: Recess mount
Power	: 30 W
Voltage	: 90 – 270 V AC 50/60 Hz
Power Factor	: >0.96
LED colors	: White 6000-6400 K Neutral White 4000-4500 K Warm White 2700-3000 K
Lumen Flux	: 120-140 lm/W (lumen efficacy: 160 -180 lm)
Dimension	: D-95 X H-68.5 mm
Cut out dia	: D-80mm:
Driver	: Internal
Operating Temp	: -40°C ~ + 70°C
CRI	: 85
IP Rating	: IP 20
Led used	: <b>CREE</b> 
Dimmable Interface	: <b>CASAMBI</b> , Colour tunable (2700 K – 6000 K), DALI, Edge pulse/0/1-10 V dimming control (optional)

### ORDERING INFORMATION

iLED	30	WW	330012	W	WW	NW	RGB
Brand name	Rated Power	Wall Washer	Model No.	White	Warm White	Neutral White	Red Green Blue

The technical specifications may vary due to continuous improvement without prior notice.

\*Logos of products and companies are used for reference

[www.iled.in](http://www.iled.in)

iLED Lighting Systems Pvt Ltd  
Chennai - 600096, Tamil Nadu, India