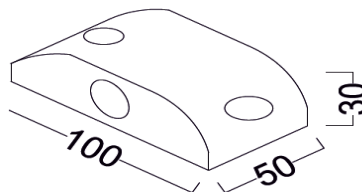


Drive Over Light




Model: iLED 1 DOL 67001

PRODUCT DESCRIPTION


The outdoor floor mount luminaire One / Two way, is made of solid aluminium and available in the range of 1 W to 6 W. Drivers with input range of 12 / 24 V DC . It is ideal for Path way, Garden, Road sign, façade,, general security lighting etc.

Different fixture colours available on request.

SPECIFICATION

Material	: Ventilated powder coated die cast aluminum with Lens & PMMA clear
Mounting	: Outdoor floor mount
Power	: 1 W
Voltage	: 12/24 V DC
Power Factor	: >0.96
LED colors	: White 6000-6400 K Neutral White 4000-4500 K Warm White 2700-3000 K
Lumen Flux	: 120-140 lm/W (lumen efficacy: 160 -180 lm)
Dimension	: L-100 X W-50 X H-20 mm
Driver	: External
Operating Temp	: -40°C ~ + 70°C
CRI	: 85
IP Rating	: IP 67
Led used	: CREE 
Dimmable Interface	: CASAMBI , Colour tunable (2700 K – 6000 K), DALI, Edge pulse/0/1-10 V dimming control (optional)

BEAM ANGLE



VARIANTS

MODEL	RATED POWER	DIMENSION
ILED 1+1 DOL 67002	2 W	L-100 X W-65 X H-23 mm
ILED 3 DOL 67003	3 W	L-100 X W-50 X H-30 mm
ILED 3+3 DOL 67004	6 W	L-100 X W-65 X H-23 mm

ORDERING INFORMATION

iLED	1	DOL	67001	W	WW	NW
Brand Name	Rated Power	Drive Over Light	Model No.	White	Warm White	Neutral White

The technical specifications may vary due to continuous improvement without prior notice.

*Logos of products and companies are used for reference

www.iled.in

iLED Lighting Systems Pvt Ltd
Chennai-600096, Tamil Nadu, India