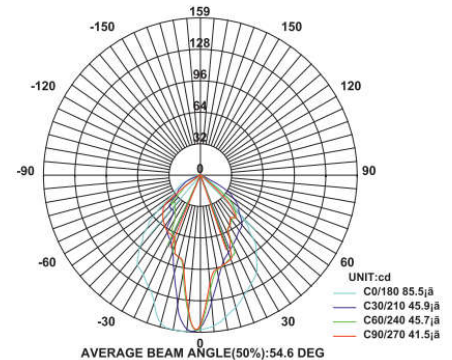
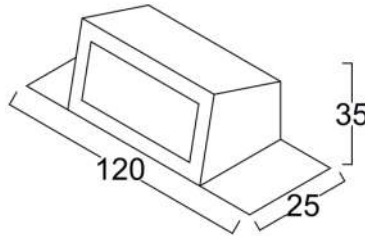



Wall Lights Outdoor



Model: iLED 6 U/D 41

PRODUCT DESCRIPTION

The wall luminaire is made of die cast aluminium. It is available in 6 W and can emit light on one or two sides. Universal power supply/drivers with input range of 90 V to 305 V AC 50/60 Hz and PF >0.96. It is ideal for outdoor, garden and wall light.

Different fixture colours available on request.

SPECIFICATION

Material	: Ventilated powder coated die cast aluminium with toughened glass
Mounting	: Surface Mount
Power	: 6 W
Voltage	: 90 – 305 V AC 50/60 Hz
Power Factor	: >0.96
LED colors	: White 6000-6400 K Neutral White 4000-4500 K Warm White 2700-3000 K
Lumen Flux	: 120-140 lm/W (lumen efficacy: 160 -180 lm)
Dimension	: L-110 X W-25 X H-35 mm
Driver	: Internal
Operating Temp	: -40°C ~ + 70°C
CRI	: 85
IP Rating	: IP 65
Led used	: CREE ⇄
Dimmable Interface	: CASAMBI , Colour tunable (2700 K – 6000 K), DALI, Edge pulse/0/1-10 V dimming control (optional)

ORDERING INFORMATION

iLED	6	U/D	41	W	WW	NW
Brand name	Rated Power	Up or Down	Model No.	White	Warm White	Neutral White

The technical specifications may vary due to continuous improvement without prior notice.

*Logos of products and companies are used for reference

www.iled.in

iLED Lighting Systems Pvt Ltd
Chennai, Tamil Nadu, India 600096