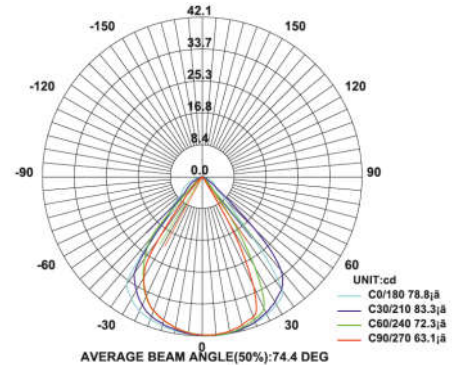
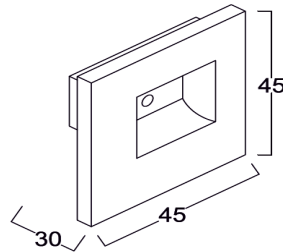



## Inwall Light indoor



**Model:** iLED 1/3 IWL CED 04

### PRODUCT DESCRIPTION

This recessed mount luminaires is in the range of 1 W and 3W. Universal power supply/drivers with input range of 90 V to 305 V AC, 50/60 HZ and PF >0.95. The material used is Aluminum die cast with powder coating. It is ideal for bedroom, passages, corridors etc.

*Different fixture colours available on request.*

### SPECIFICATION

Material	: Aluminum die cast with powder coating
Lumen Efficacy	: 160 – 180 lumens
Mounting	: Inwall
Power	: 3W
Voltage	: 24 V AC-DC , 90 V to 305 V AC
Power Factor	: >0.95
LED colors	: White 6000-6400 K Neutral White 4000-4500 K Warm White 2700-3000 K
Lumen Flux	: 120-140 lm/W
Dimension	: L-45 X W-45 X H-30 mm
Cut out dimension	: L-29/H-38/W-26mm
Driver	: External
Operating Temp	: -40°C ~ + 70°C
CRI	: >85
IP Rating	: IP 20 (OPTIONAL IP65)
Led used	: <b>CREE</b> ⇄
Dimmable Interface	: <b>CAS</b> ▲ <b>MBI</b> , Colour tunable (2700 K – 6000 K), DALI, Edge pulse/0/1-10 V dimming control (optional)

### ORDERING INFORMATION

iLED	1/3	IWL	04	W	WW	NW
Brand name	Rated Power	In wall light	Model No.	White	Warm White	Neutral White

The technical specifications may vary due to continuous improvement without prior notice.

\*Logos of products and companies are used for reference

www.iled.in

iLED Lighting Systems Pvt Ltd  
Chennai, Tamil Nadu, India 600096