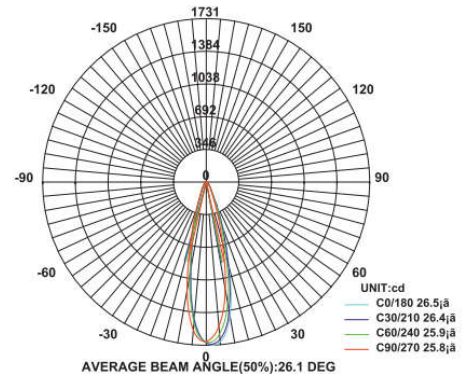
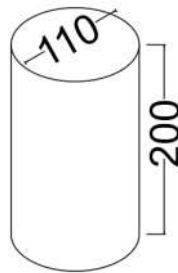


Wall Lights Outdoor



Model: iLED 15 SM OD 33 - 3935


PRODUCT DESCRIPTION

The wall luminaire is made of die cast aluminium. It is available in the range of 6 W to 15 W. Universal power supply/drivers with input range of 90 V to 305 V AC 50/60 Hz and PF >0.96. It is ideal for hotel, showroom, home, office, auditorium, theatres, etc. *Different fixture colours available on request.*

SPECIFICATION

Material	: Ventilated aluminium cooling with reflector
Mounting	: Surface Mount
Power	: 15 W
Voltage	: 90 – 305 V AC 50/60 Hz
Power Factor	: >0.96
LED colors	: White 6000-6400 K Neutral White 4000-4500 K Warm White 2700-3000 K
Lumen Flux	: 120-140 lm/W (lumen efficacy: 160 -180 lm)
Dimension	: D-110 X H-200 mm
Driver	: Internal
Operating Temp	: -40°C ~ + 70°C
CRI	: 85
IP Rating	: IP 65
Led used	: CREE ⇄
Dimmable Interface	: CASAMBI , Colour tunable (2700 K – 6000 K), DALI, Edge pulse/0/1-10 V dimming control (optional)

BEAM ANGLE



ORDERING INFORMATION

iLED	15	SM	OD	33	W	WW	NW
Brand name	Rated Power	Surface Mount	Outdoor	Model No.	White	Warm White	Neutral White

The technical specifications may vary due to continuous improvement without prior notice.

*Logos of products and companies are used for reference

www.iled.in

iLED Lighting Systems Pvt Ltd
Chennai, Tamil Nadu, India 600096