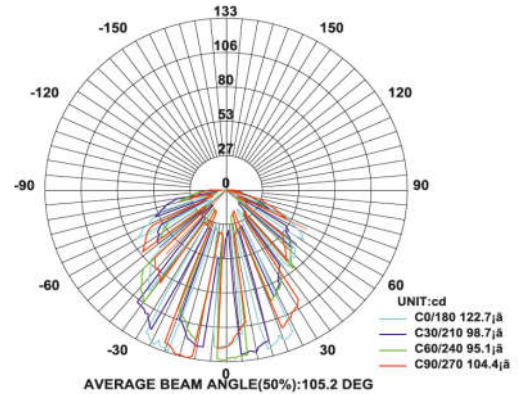
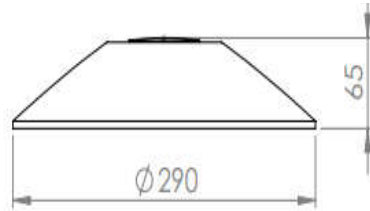


Swimming pool Lights



Model: iLED 12/24 SWP 10


PRODUCT DESCRIPTION

The swimming pool surface/recessed mount inside water body and that luminaires are in the range of 1 W, 3W, 6W, 9W, 10W, 12W, 18W, 24W, 40W and 65 W. Universal power supply/drivers with input range of 12/24 V AC/DC and PF >0.95. ABS plastic with toughened frosted glass. It is ideal for swimming pool/ fountain lights. Different fixture colours available on request.

SPECIFICATION

Material	: ABS plastic with toughened frosted glass
Mounting	: Surface / Recess mount inside water body
Power	: 12/24 W
Voltage	: 12/24 V AC or DC
Power Factor	: >0.96
LED colors	: White 6000-6400 K Neutral White 4000-4500 K Warm White 2700-3000 K RGB
Lumen Flux	: 120-140 lm/W (lumen efficacy: 160 -180 lm)
Dimension	: D-290 X H-65 mm
Driver	: Internal
Operating Temp	: -40°C ~ + 70°C
CRI	: 85
IP Rating	: IP 68
Angle	: 5°, 10°, 25°, 30°, 45°
Led used	: CREE ⇄
Dimmable (optional)	: CASAMBI , Colour tunable (2700 K – 6000 K), DALI, Edge pulse/0/1-10 V dimming control

BEAM ANGLE



ORDERING INFORMATION

iLED	12/24	SWP	10	W	WW	NW	RGB
Brand name	Rated Power	Swimming pool Light	Model No.	White	Warm White	Neutral White	Red Green Blue

The technical specifications may vary due to continuous improvement without prior notice.

*Logos of products and companies are used for reference

www.iled.in

iLED Lighting Systems Pvt Ltd
Chennai, Tamil Nadu, India 600096