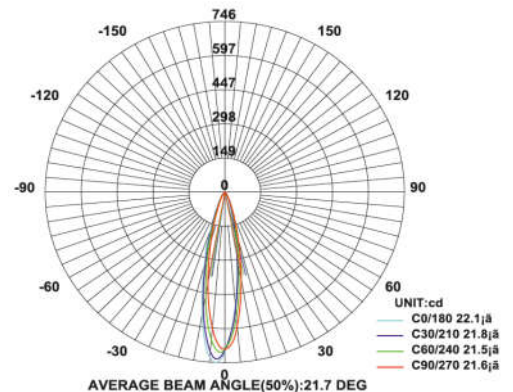
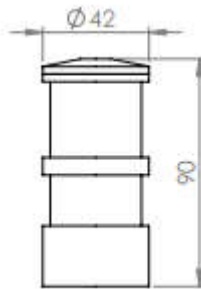


## Swimming pool Lights



**Model:** iLED 1 SWP 01

### PRODUCT DESCRIPTION


The swimming pool recessed mount luminaires are in the range of 1 W. Universal power supply/drivers with input range of 12/24 V AC/DC and PF >0.96. Stainless steel, tough glass or diffuser. It is ideal for swimming pool/ fountain lights.

*Different fixture colours available on request.*

### SPECIFICATION

Material	: Stainless steel, tough glass or diffuser
Mounting	: Surface / Recess mount inside water body
Power	: 1 W
Voltage	: 12/24 V AC or DC
Power Factor	: >0.96
LED colors	: White 6000-6400 K Neutral White 4000-4500 K Warm White 2700-3000 K RGB
Lumen Flux	: 120-140 lm/W (lumen efficacy: 160 -180 lm)
Dimension	: D-42 X H-90 mm
Cut out dimension	: D-39 X H-90mm
Driver	: Internal
Operating Temp	: -40°C ~ + 70°C
CRI	: 85
IP Rating	: IP 68
Angle	: 5°, 10°, 25°, 30°, 45°
Led used	: <b>CREE</b> ⇄
Dimmable (optional)	: <b>CAS</b> ▲ <b>MBI</b> , Colour tunable (2700 K – 6000 K), DALI, Edge pulse/0/1-10 V dimming control

### BEAM ANGLE



### ORDERING INFORMATION

iLED	1	SWP	01	W	WW	NW	RGB
Brand name	Rated Power	Swimming pool Light	Model No.	White	Warm White	Neutral White	Red, Green Blue

The technical specifications may vary due to continuous improvement without prior notice.

\*Logos of products and companies are used for reference

www.iled.in

iLED Lighting Systems Pvt Ltd  
Chennai, Tamil Nadu, India 600096