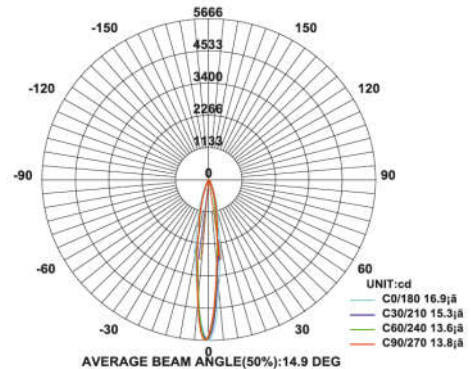
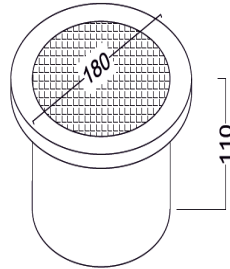


## Burials & Pathway Lights



**Model:** iLED 15 UG 13, iLED 25 UG 14


### PRODUCT DESCRIPTION

The outdoor burial mount luminaire is made of die cast aluminium with stainless steel top and available in 15 W and 25 W. DC/Universal power supply/drivers with input range of 90 V to 270 V AC 50/60 Hz and PF >0.96. It is ideal for sign, facade area, accent and general lighting area etc. *Different fixture colours available on request.*

### SPECIFICATION

Material	: Stainless steel top with ventilated powder coated die cast aluminum with lens, tempered glass & honeycomb filter
Mounting	: Outdoor burial mount
Power	: 15 W, 25 W
Voltage	: 12 / 24 V AC/DC, 230V AC
Power Factor	: >0.96
LED colors	: White 6000-6400 K Neutral White 4000-4500 K Warm White 2700-3000 K
Lumen Flux	: 120-140 lm/W (lumen efficacy: 160 -180 lm)
Dimension	: D-180 X H-110 mm, D-220 X H-110 mm
Cut-out Dimension	: D-155 X H-107 mm, D-205 X H-107 mm
Driver	: Internal
Operating Temp	: -40°C ~ + 70°C
CRI	: 85
IP Rating	: IP 67
Led used	: <b>CREE</b> ⇄
Dimmable Interface	: <b>CASAMBI</b> , Colour tunable (2700 K – 6000 K), DALI, Edge pulse/0/1-10 V dimming control (optional)

### BEAM ANGLE



### ORDERING INFORMATION

iLED	15	UG	13	W	WW	NW
Brand name	Rated Power	Under Ground	Model No.	White	Warm White	Neutral White

The technical specifications may vary due to continuous improvement without prior notice.

\*Logos of products and companies are used for reference

www.iled.in

iLED Lighting Systems Pvt Ltd  
Chennai, Tamil Nadu, India 600096