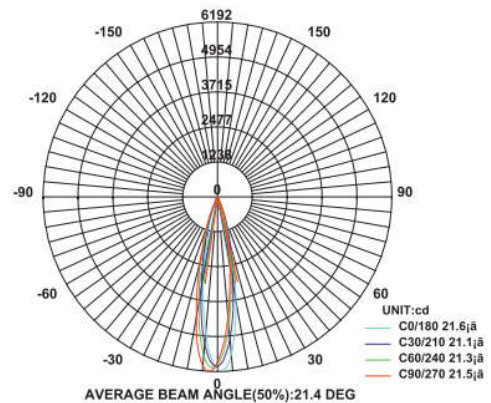
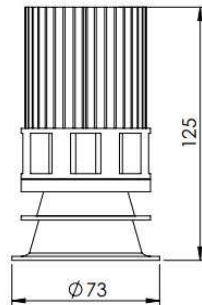


COB Down Light



Model: iLED 10-12 RDL NA COB 19 DEEP DRAWN

PRODUCT DESCRIPTION


The recessed mount luminaire is made of die cast aluminium and depending on the fixture size it is available in the range of 10 to 80 W. Universal power supply/drivers with input range of 90 V to 270 V AC 50/60 Hz and PF >0.96. It is ideal for hotel, showroom, home, office, theatres, auditorium, etc.

Different fixture colours available on request.

SPECIFICATION

Material	: Thin frame and ventilated die cast aluminium cooling with polished reflector
Mounting	: Recessed mount
Power	: 12 W
Voltage	: 90 – 270 V AC 50/60 Hz
Power Factor	: >0.96
LED colors	: White 6000-6400 K Neutral White 4000-4500 K Warm White 2700-3000 K
Lumen Flux	: 120-140 lm/W (lumen efficacy: 160 -180 lm)
Dimension	: D-73 X H-125 mm
Cut-out diameter	: 66.5 mm
Driver	: External
Operating Temp	: -40°C ~ + 70°C
CRI	: 85
IP Rating	: IP 20
Led used	: CREE
Dimmable Interface	: CASAMBI , Colour tunable (2700 K – 6000 K), DALI, Edge pulse/0/1-10 V dimming control (optional)

BEAM ANGLE



VARIANTS

MODEL	RATED POWER	DIMENSION	CUT OUT DIAMETER
iLED 10-12 RDL NA COB 19 DEEP DRAWN	12 W	D-73 X H-125 mm	66.5 mm
iLED 20-30 RDL NA COB 20 DEEP DRAWN	20-30 W	D-85 X H-130 mm	75.5 mm
iLED 30-40 RDL NA COB 21 DEEP DRAWN	30-40 W	D-110 X H-150 mm	98 mm
iLED 40-50 RDL NA COB 22 DEEP DRAWN	40-50 W	D-132 X H-180 mm	120 mm
iLED 60-80 RDL NA COB 23 DEEP DRAWN	60-80 W	D-173 X H-200 mm	161 mm

ORDERING INFORMATION

iLED	10-12	RDL NA	COB	19	DEEP DRAWN	W	WW	NW
Brand name	Rated Power	Round Down Light Non Adjustable	Chip On Board	Model No.		White	Warm White	Neutral White

The technical specifications may vary due to continuous improvement without prior notice.

*Logos of products and companies are used for reference

www.iled.in

iLED Lighting Systems Pvt Ltd
Chennai, Tamil Nadu, India 600096